

Dairyland Xplorers

Guinevers Nature Trail

7-11 years




All children must be accompanied

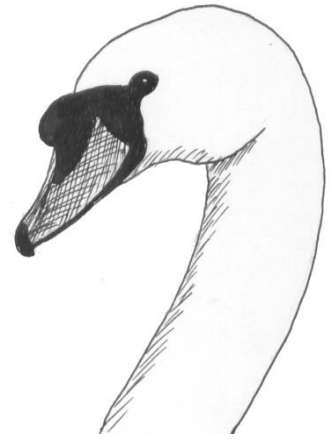
Please beware of the Swans during nesting time

All the creatures are wild so please treat them with care and do not pick flowers.





Please feel free to explore the nature reserve and discover the variety of flora and fauna. Take your time and explore the different routes and tracks, take time to listen at the bird song.



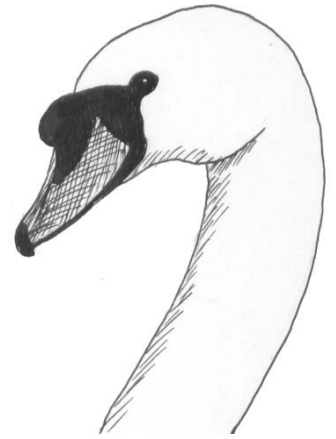
Guinevers Nature Trail



Here are 5 leaves you may find on the trail. See if you can find another shaped leaf. Draw and and colour all the leaves in.



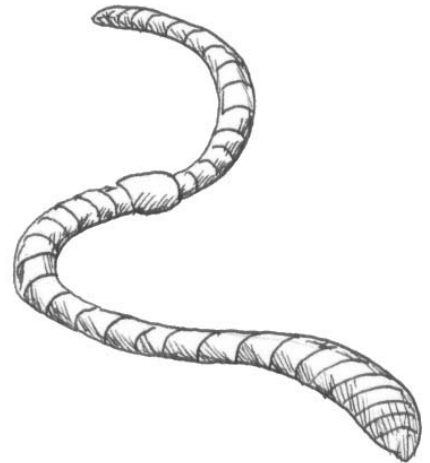
Guinevers Nature Trail



On the map how many ponds
can you see?

Locate the 1st information board
(Flowers)

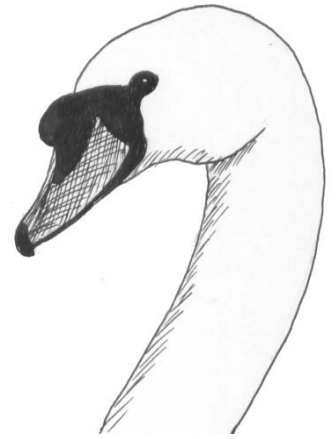
Name the yellow flower.



Which plant may sting if
you touch it


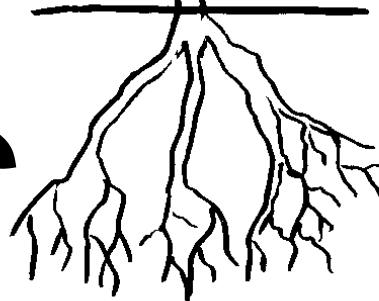





Guinevers Nature Trail




Fill in the missing names of part of the plant, then colour it in.

- Petals
- Leaves
- Stem
- Roots



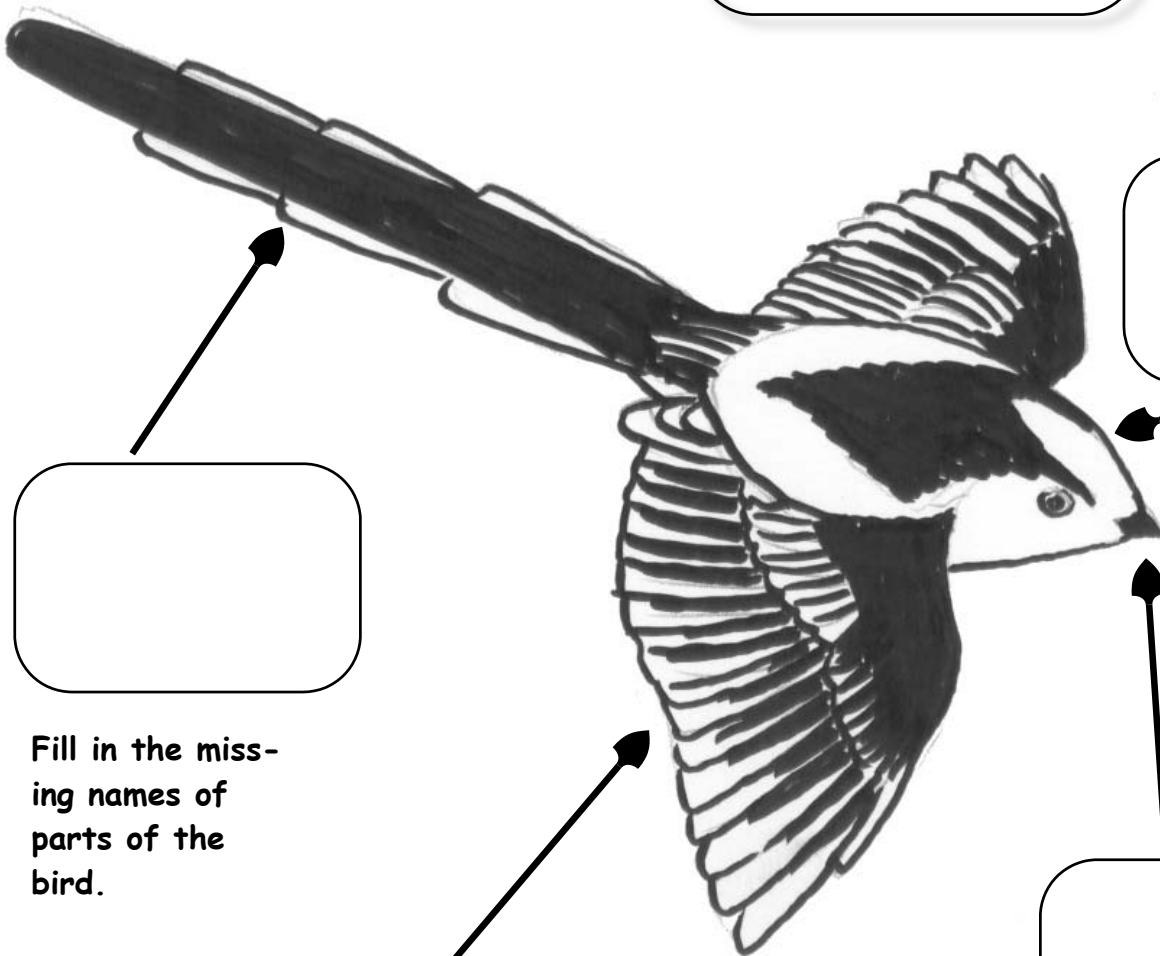
Guinevers Nature Trail

Follow the trail to the
2nd board (Animals)



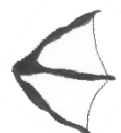
Name an Animal that
is good at climbing
trees.

Which animal has spikes
and not soft fur?



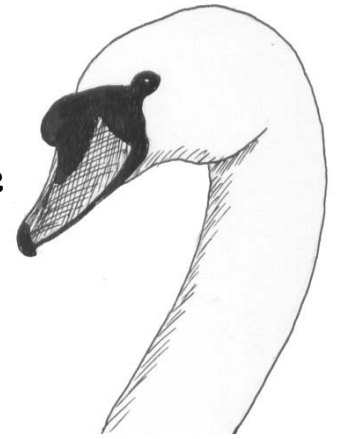
Fill in the miss-
ing names of
parts of the
bird.

- Head
- Beak
- Tail
- Wing




Guinevers Nature Trail

Follow the trail to the
3rd board (Pond)



Beware of the swans especially during nest-
ing time and with young (cygnets)

Name 2 Amphibians on the
board

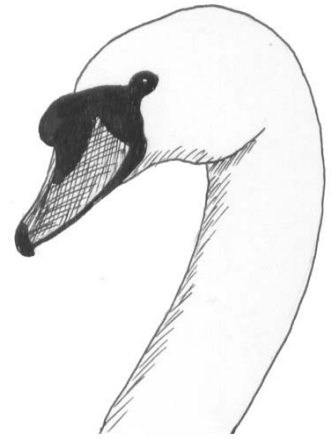


Which is the tallest bird and
what does it eat?

What is a baby frog called?

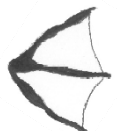



Guinevers Nature Trail


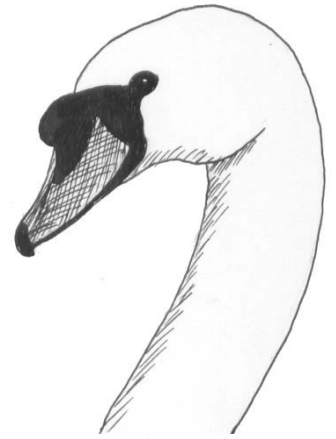


Colour in the picture of the fish

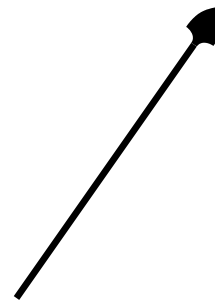

In the lakes you will see a lot of fish what colour are their tails?



Guinevers Nature Trail



Draw or name the missing part of the life cycle



Guinevers Nature Trail

Follow the trail to the 4th board (Trees).
On the way look around the 2 other ponds and
listen for different birds signing

